

Fiesta **ST** Rally

BRUSHLESS



NOW WITH

BL-2s
BRUSHLESS POWER SYSTEM



TRAXXAS

NEW BL-2s RALLY UPGRADES



6878

UPGRADED SLIPPER CLUTCH


- Larger alloy pressure plates
- High-temperature aluminum pads
- Equal power distribution to front & rear



3943X - 13T Pinion
3956 - 54T Spur

13/54 32-PITCH GEARS

- Rugged 32-pitch gears for long-lasting performance



13/37 STEEL RING & PINION GEARS


- The same heavy duty sealed differential used on VXL-3s brushless models
- 3s Power Up ready



7473-GRAY
(Assembled wheel/tire)

GRAY 12-SPOKE RALLY WHEELS

- Distinctive gray for a high tech look
- Unique directional tread pattern for ultimate bite on or off the pavement



7420
(left and right)

CLIPLESS BODY MOUNTING

- Self energizing clips are easy to release but grab tighter as more impact force is applied



Fiesta **ST** Rally

BRUSHLESS

9037X



9032X

EXTREME HEAVY DUTY SUSPENSION

- Double shear mounting points
- Larger sealed bearings
- Steel wheel hexes

7450 (front)

7451 (rear)



EXTREME HEAVY DUTY DRIVESHAFTS

- Maxx-size U-Joints
- Large 6mm axles

9038X

7439

7417

7410	Body reinforcement set, front (left & right) & body posts
7413X	Wing, Ford Fiesta® ST Rally (black) & rear body posts
7414	Cross brace, body (with clipless latches)
7417	Body mounts, front & rear
7418-BLUE	Body, Ford Fiesta® ST Rally Brushless, blue (painted, decals applied)
7418-RED	Body, Ford Fiesta® ST Rally Brushless, red (painted, decals applied)
7418X	Body, Ford Fiesta® ST Rally Brushless, ProGraphix®
7419	Side trim (left & right)/ trim retainers (left & right)
7420	Clipless mounts, body (left & right)

7431	Turnbuckles, camber link, 49mm (63mm center to center) (assembled) (1 left, 1 right)
7432	Turnbuckles, camber link, 49mm (73mm center to center) (assembled) (1 left, 1 right)
7433	Turnbuckles, toe link, 47mm (77mm center to center) (assembled) (left & right)
7439	Toe links, front (2)
7450	Front driveshaft assembly, extreme heavy duty/ 6mm axle (assembled)
7451	Rear driveshaft assembly, extreme heavy duty/ 6mm axle (assembled)
7473-GRAY	Gray 12-Spoke wheels with pre-glued Rally tires

EXTREME HEAVY DUTY

NEW FACTORY INSTALLED OUTER DRIVELINE & SUSPENSION UPGRADES



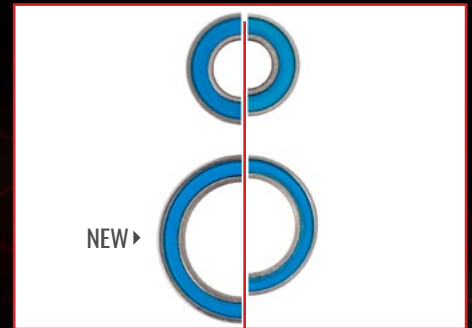
Suspension Components

- Beefed-up with nearly double the material for maximum strength
- Double-shear design eliminates weak points
- Molded in our most durable material



Maxx Duty® Driveshafts

- Huge diameter driveshafts with heavy duty steel U-joints are designed to handle extreme brushless power
- 6mm stub axles are 20% larger for maximum strength



Larger Bearings & Steel Hexes

- Sealed bearings are 20% larger for smooth, long-lasting performance
- Steel wheel hexes provide superior strength and durability

EXTREME HEAVY DUTY REPLACEMENT PARTS

**STOCK
REPLACEMENTS**

DESCRIPTION	GREEN	GRAY	RED	ORANGE	BLUE	BLACK	MAP
Shock Tower (front)	9038G	9038-GRAY	9038R	9038T	9038X	9038	\$6.00
Shock Tower (rear)	9039G	9039-GRAY	9039R	9039T	9039X	9039	\$6.00
Caster Blocks, black (L&R)	9032G	9032-GRAY	9032R	9032T	9032X	9032	\$7.00
Steering Blocks, black (L&R)	9037G	9037-GRAY	9037R	9037T	9037X	9037	\$6.00
Carrier Stub Axle, black (2)	9050G	9050-GRAY	9050R	9050T	9050X	9050	\$6.00
Driveshaft Assembly (front)	--	--	--	--	--	7450	\$14.00
Driveshaft Assembly (rear)	--	--	--	--	--	7451	\$14.00

NEW 2s LiPo COMPLETER PACK



2827X

NEW 3000mAh 7.4 V 2-Cell 20C
LiPo Battery



2985

NEW 4-Amp Peak-Detecting Multi-
Chemistry USB-C Charger



2985-2S

NEW 2s LiPo Completer
(2827X + 2985)

TRAXXAS

FOR INTERNAL USE ONLY. DO NOT DISTRIBUTE.